

Maximal Metrics

Power	VO2max	Heart Rate
248 W	46.3 mL/kg/min	189 bpm
Ventilation	Tidal Volume	Respiratory Frequency
116 L/min	2.1 L	56 bpm


Maximal metrics values are provided at the time of VO2Max.

Ventilatory Thresholds

	VT1	VT2	
Heart Rate	151	176	bpm
Power	131	191	W
Calories	511	766	kcal/hr

Ventilatory thresholds are transitions in breathing patterns. VT1 marks ventilation increasing faster than VO2. VT2 is the point of sustainable output.

How Your VO2max Compares to Others



This scale shows how your VO2max compares to statistical norms for you to track changes over time.

Training Zones

	Zone 1	Zone 2	Zone 3	Zone 4	Zone 5
	Warm Up	Fat Burning	Endurance	Vigorous	Maximal
Heart Rate [bpm]	136	159	167	185	
Calories [kcal/hr]	460	540	730	810	
Power [W]	120	140	180	200	

Training Zones are calculated using your ventilatory thresholds to accurately determine your optimal training intensities, based on your unique physiology. If your thresholds cannot be found, Training Zones are calculated based on the relationship between your VO2, heart rate, and mechanical output.

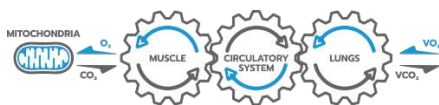
Workout Name		Vo2 [redacted]		Athlete Name		Weight	
Test Date - America/Toronto		2024-02-23 2:24 PM		Date of Birth		Sex	
Elapsed		Data Average	PDF Version	Notes			
00:18:07		30s	1.7.3.0				
User Piece Size		Mask Size					
Medium		Small					



Learn the Fundamentals

Maximal Oxygen Consumption

Maximal oxygen consumption (VO₂max) describes the bodies' capacity to maximally uptake oxygen from the environment and use it in skeletal muscle during intense full-body exercise and is considered the gold-standard measurement for cardiorespiratory fitness.



What determines VO₂max?

When oxygen enters the body it enters through the lungs, and is loaded onto red blood cells, which are then pumped by the heart to muscles where oxygen is ultimately converted to water to synthesize energy for continued muscle contraction. Therefore, VO₂max is determined by the integration of all the parts necessary for transport, delivery and utilization. There are four main determinants of VO₂max:



1) Pulmonary Diffusion Capacity

The ability of the lungs to uptake large volumes of air and exchange oxygen and carbon dioxide through the alveoli.

2) Cardiac Output

The ability of the heart to pump large volumes of oxygenated blood.

3) Oxygen Carrying Capacity of the Blood

The amount of oxygen that can be transported to the muscle.

4) Skeletal Muscle Oxygen Extraction

The muscle's ability to uptake and utilize oxygen.



While a VO₂max test does not determine which system is limiting performance, gaining an understanding of the physiology behind VO₂max can help you make informed decisions for exercise prescription.



Interpret Your Workout

How Your VO₂ Compares to Others

Your measured VO₂max is a gold-standard. Here we compare it across the population based on age, gender, and weight. Lower VO₂max is associated with an increased risk of cardiovascular disease, while higher VO₂max is associated with decreases in all-cause mortality.

Good VO₂max

A score of 99% means you're in the top 1% of your peers in terms of VO₂max. A good VO₂max correlates strongly with fitness capability and a reduction in all-cause mortality.




Poor VO₂max

A score of 10% is low but it means you have plenty of room for improvement. Today is the best day to begin a new lifestyle.



Use Your Training Zones

Use these training zones to set the intensity of your regular workouts. Determining training zones from a VO₂max test is much more accurate than doing so by estimation or with a fitness tracker.



Technical Details

VO₂max is the maximum value of the VO₂ trend after applying a 60-second moving average. The same logic applies to the displayed heart rate and intensity values.

When your ventilatory thresholds are detected, your Training Zones are optimized for you by using the thresholds to accurately identify the workloads which demarcate each zone. If your thresholds cannot be detected, Training Zones are calculated by the %VO₂max method, which can be found in the ACSM Guidelines. This uses the linear relationship between your VO₂, load, and heart rate.

Workout Guidelines

Type	Frequency	Repetitions	Duration	Intensity	Rest	Ratio
SIT	3x per week	4 - 6	30s	All-out	4min	1:8
HIIT		3 - 5	3 - 5min	As hard as possible	3 - 5min	1:1 or 5:2
MICT		1	20 - 45min	Just over threshold	N/A	N/A

Train Your VO₂

Improve VO₂max

Wherever your VO₂max falls in comparison to others, the good news is that it is highly trainable. Through concerted training, VO₂max can be increased by 10 - 25%. Gradual introduction to the following workouts will lead to the most maintainable and consistent progress towards increasing your fitness.

There are a few different exercise modalities that have been shown to most effectively increase VO₂max; these range from relatively short (30s) intense intervals, to longer (30min) less intense intervals.

Sprint Interval Training (SIT)

Exercise in Zone 5 for 30s then rest for 2-4 minutes. Repeat this 4-6 times.

High Intensity Interval Training (HIIT)

Exercise in Zone 3 or 4 for 3-5 minutes then rest for 3-5 minutes. Repeat this 3-5 times.

Medium Intensity Continuous Training (MICT)

Exercise steadily in Zone 2-3 for 20-45min.

Practical Recommendations

Of the above training modalities start with the one you have done the LEAST. Slowly introduce 1-2 VO₂max workouts into your weekly routine. Days before and after VO₂max workouts should be VERY EASY recovery (i.e. Zone 1-2 ONLY). Follow this training plan for 4-6 weeks, then switch out the style of VO₂max workout for another every 4-6 weeks. After each 4 to 6 week phase reassess VO₂max to track your progress.

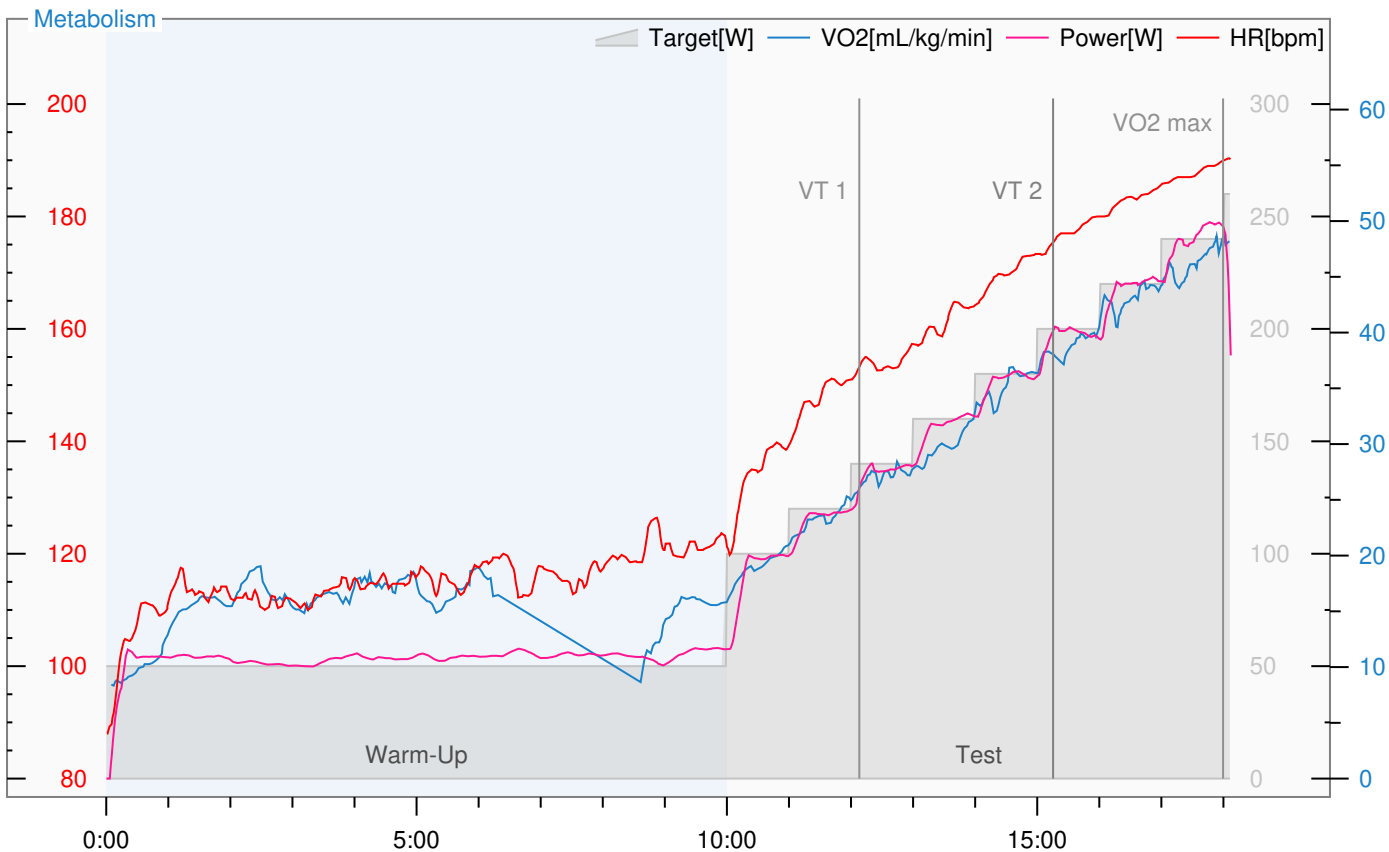
A proper training plan should also include strength training, proper warm-ups, and mobility.



VO2 Min: 8.3 Max: 48.7 Avg: 27.1

HR Min: 88 Max: 190 Avg: 137

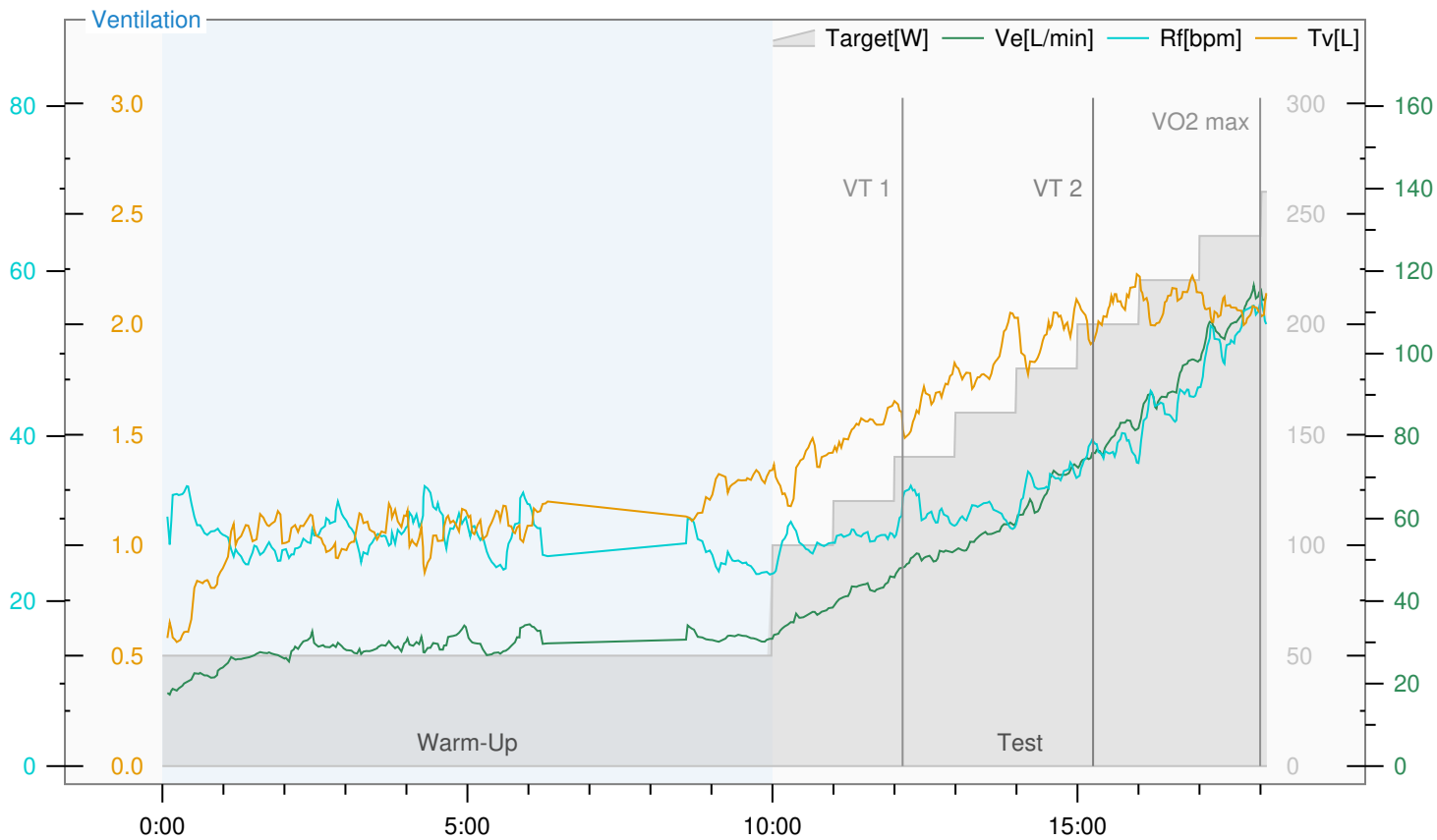
Power Min: 0 Max: 248 Avg: 104



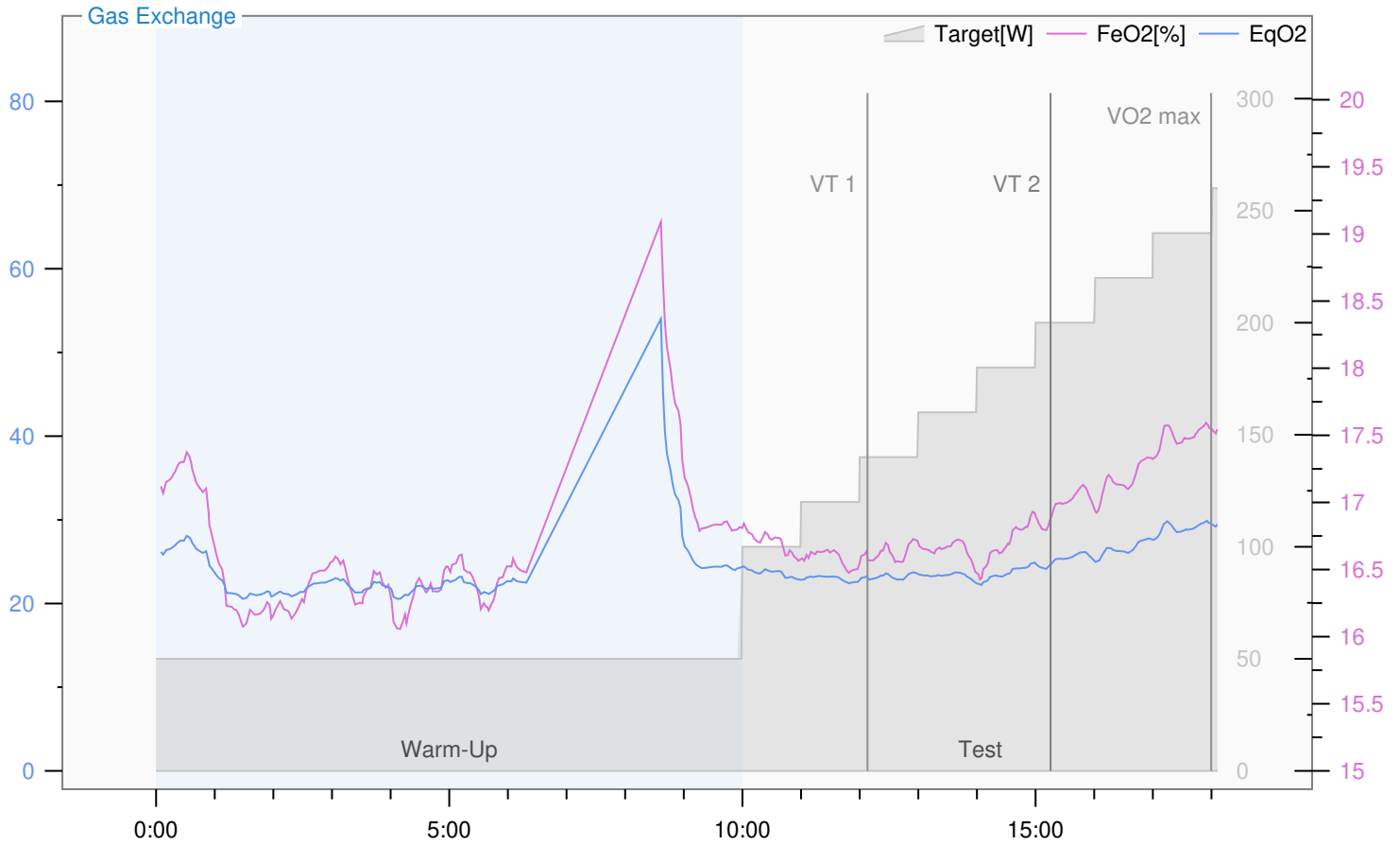
Tv Min: 0.6 Max: 2.2 Avg: 1.5

Rf Min: 23.2 Max: 56.6 Avg: 33.8

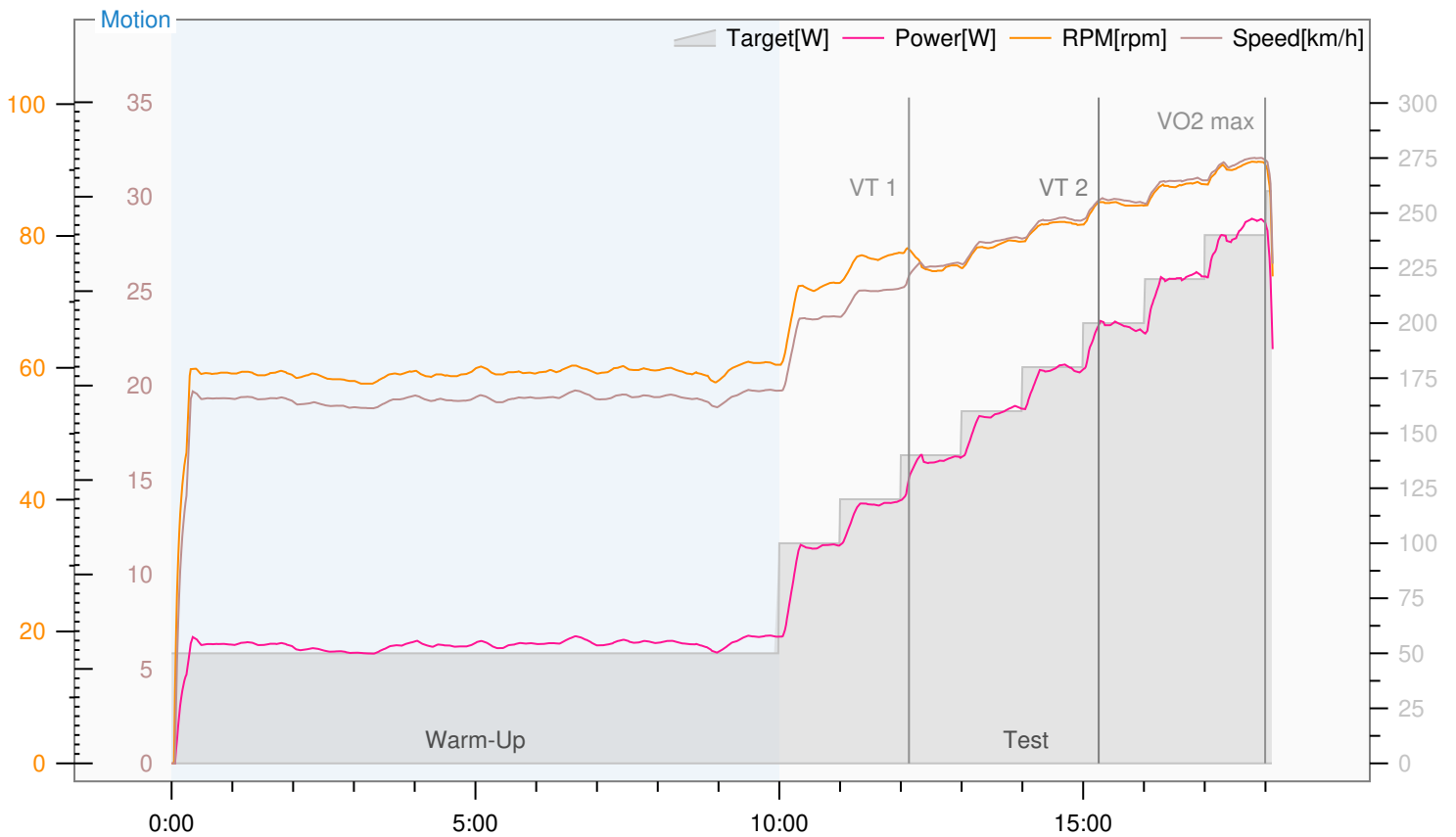
Ve Min: 17.3 Max: 116.5 Avg: 54.4



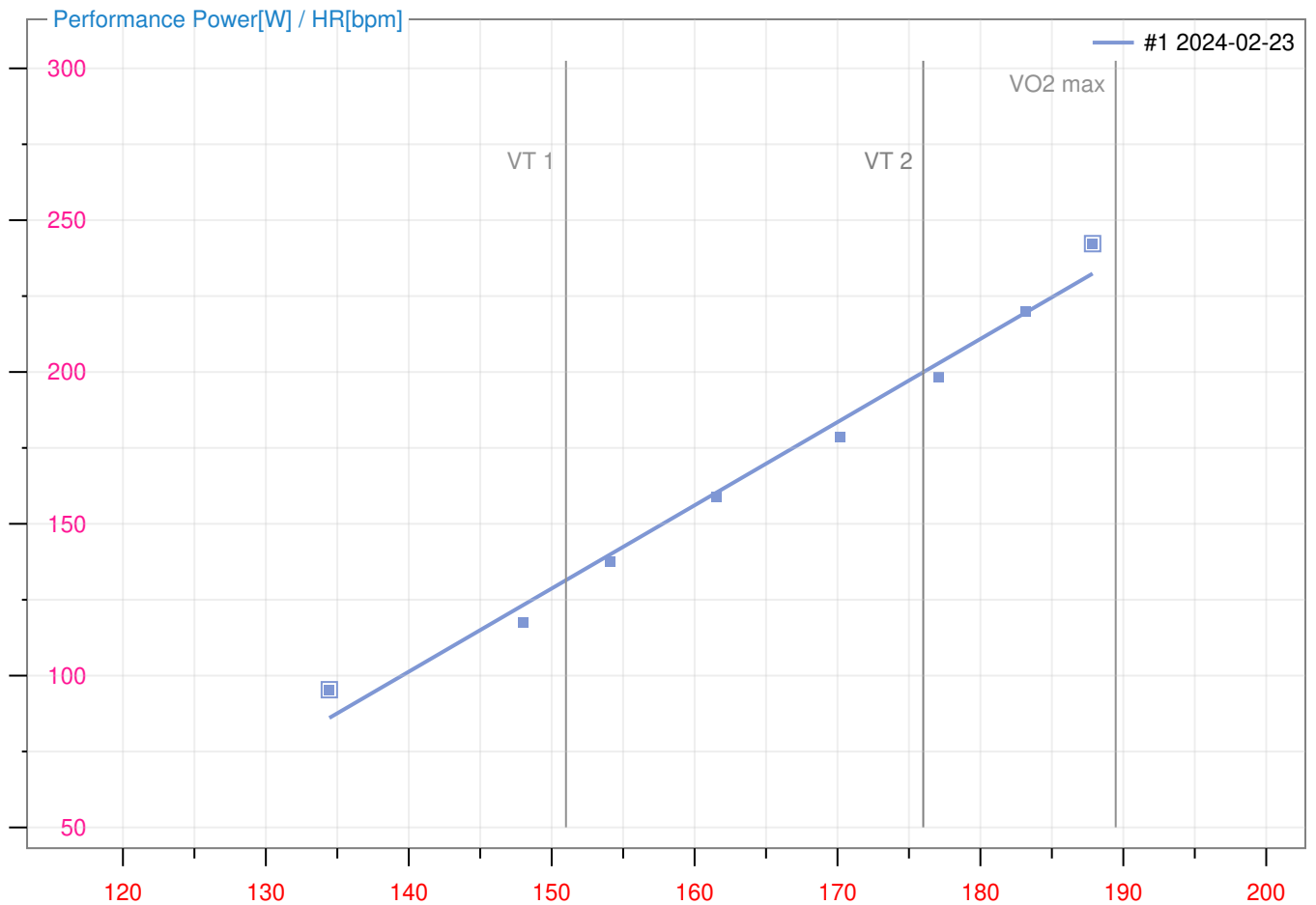
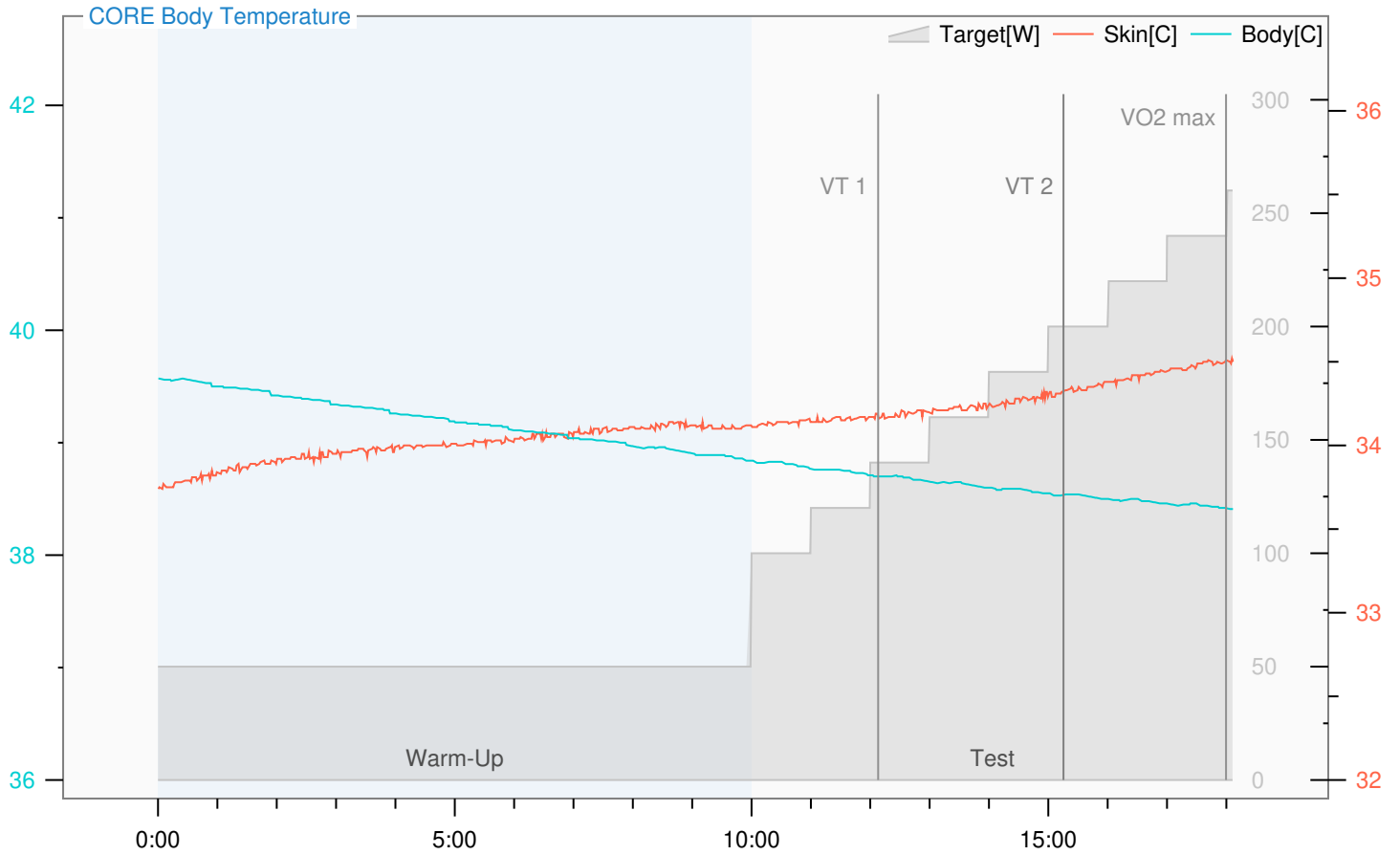
FeO2 Min: 16.1 Max: 19.1 Avg: 16.8 EqO2 Min: 20.55 Max: 54.01 Avg: 24.56

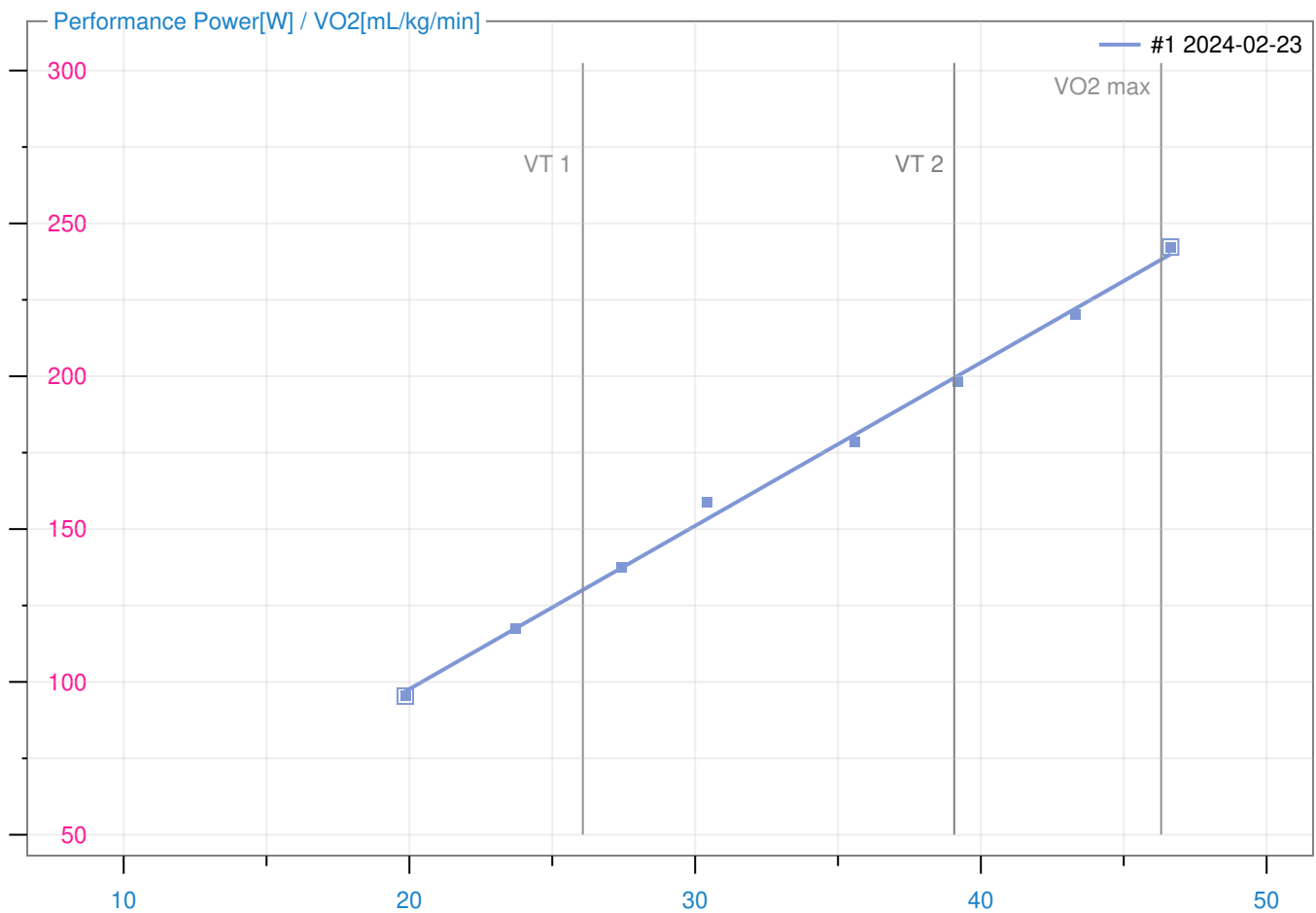


Speed Min: 0.0 Max: 32.1 Avg: 22.9 RPM Min: 0 Max: 91 Avg: 68
Power Min: 0 Max: 248 Avg: 104



Skin Min: 33.74 Max: 34.52 Avg: 34.12 Body Min: 38.41 Max: 39.57 Avg: 38.94





Device Information

Name	Measurement Types	Description
CORE 33:FA (CORE_beta_V1 FW:0.8.4 SW: HW:CORE_beta_V1 greenTEG AG)	Body, Skin, CoreData	
VO2 Master 3898 (1.6.1 3A0F00000043EEE FW:14 SW:35 HW:15 VO2 Master Health Sensors Inc.)	Rf, Tv, Ve, VO2, FeO2, VO2, Pressure, Temp, HUM, EqO2, Calories	
Polar H10 C5A49F2B (H10 9FA4C5FEFF1A9EA0 FW:5.0.0 SW:3.1.1 HW:00760690.03 Polar Electro Oy)	HR, RR, HRV	
PM5 530512895 (- PM5 530512895)	Power, Speed, RPM	